



8165 E Kaiser Blvd. Anaheim, CA 92808
www.lightlaboratory.com

Report No: L011901501G



Report No: L011901501G

Issue Date: 1/21/2019

Report Prepared For: Solis Tek Inc.
853 Sandhill Ave Carson CA 90746

Model Number: SOLISTEK B9 LED

Test: Photosynthetic Photon Flux Density (PPFD) values on 5' X 5' grid points

Standards Used: Appropriate part or all test guidelines were used for test performed:
ANSI C82.77:2002: Harmonic Emission Limits-Related Quality Requirements for Lighting Equipment

Description of Sample: Client submitted the sample. Received in working and undamaged condition. No modifications were necessary.

Special Test Condition:

1. Grid at mounting height 12", 18", 24" and 36".
2. Lamp centered ar center of Grid
3. PPFD measurement is an average of correspondig quadrants.

Sample Arrival Date: 1/9/19

Date of Tests: 1/17/19 - 1/21/19

Seasoning of Sample: No seasoning was performed.

Equipment List

Equipment Used	Model No	Stock No	Calibration Due Date
Chroma Programmable AC Source	61604	PS-AC02	--
Xitron Digital Power Meter	2801		
Fluke Digital Thermometer	52K/J	MT-TP05	1/10/21
LI-COR Handheld Meter	LI-250A		--
LI-COR Quantum Sensor	LI-190/R		7/31/20

General Information

Manufacturer:	Solis Tek Inc.
Model Number:	SOLISTEK B9 LED
Driver Model Number:	MEAN WELL ELG-240-48B (3 DRIVERS)

Electrical Test Results

Input Voltage (VAC/60Hz):	240.08
Input Current (Amp):	3.0360
Input Power (W):	714.70
Input Power Factor:	0.9806
Current ATHD (%):	10.6%

Test Condition

Ambient Temperature (°C):	25.0
Stabilization Time (Hours):	1:00



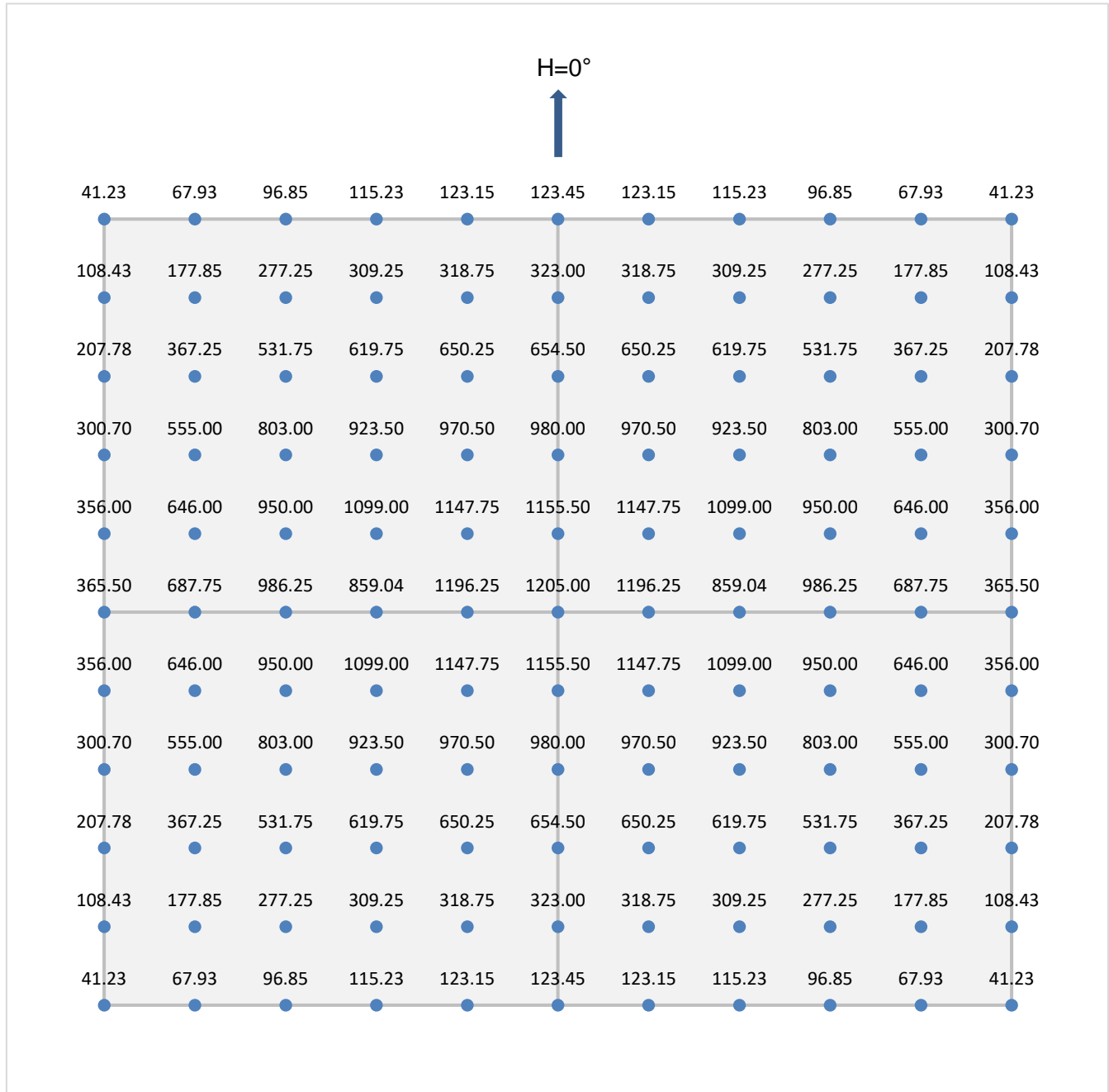


FIG. 1 LUMINAIRE

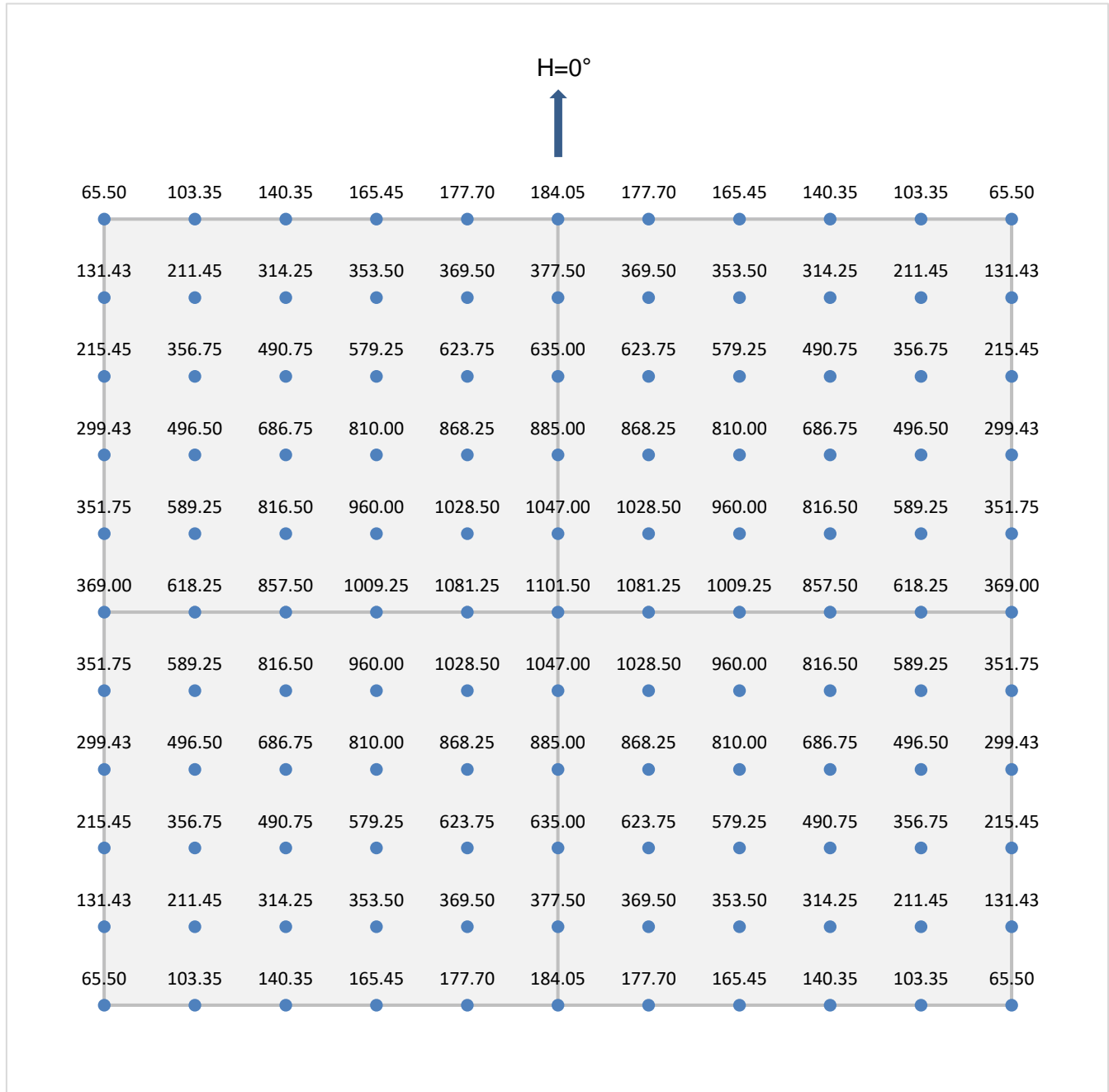
PPFD Measurement Result at 12" Height - 6 inch square Grid



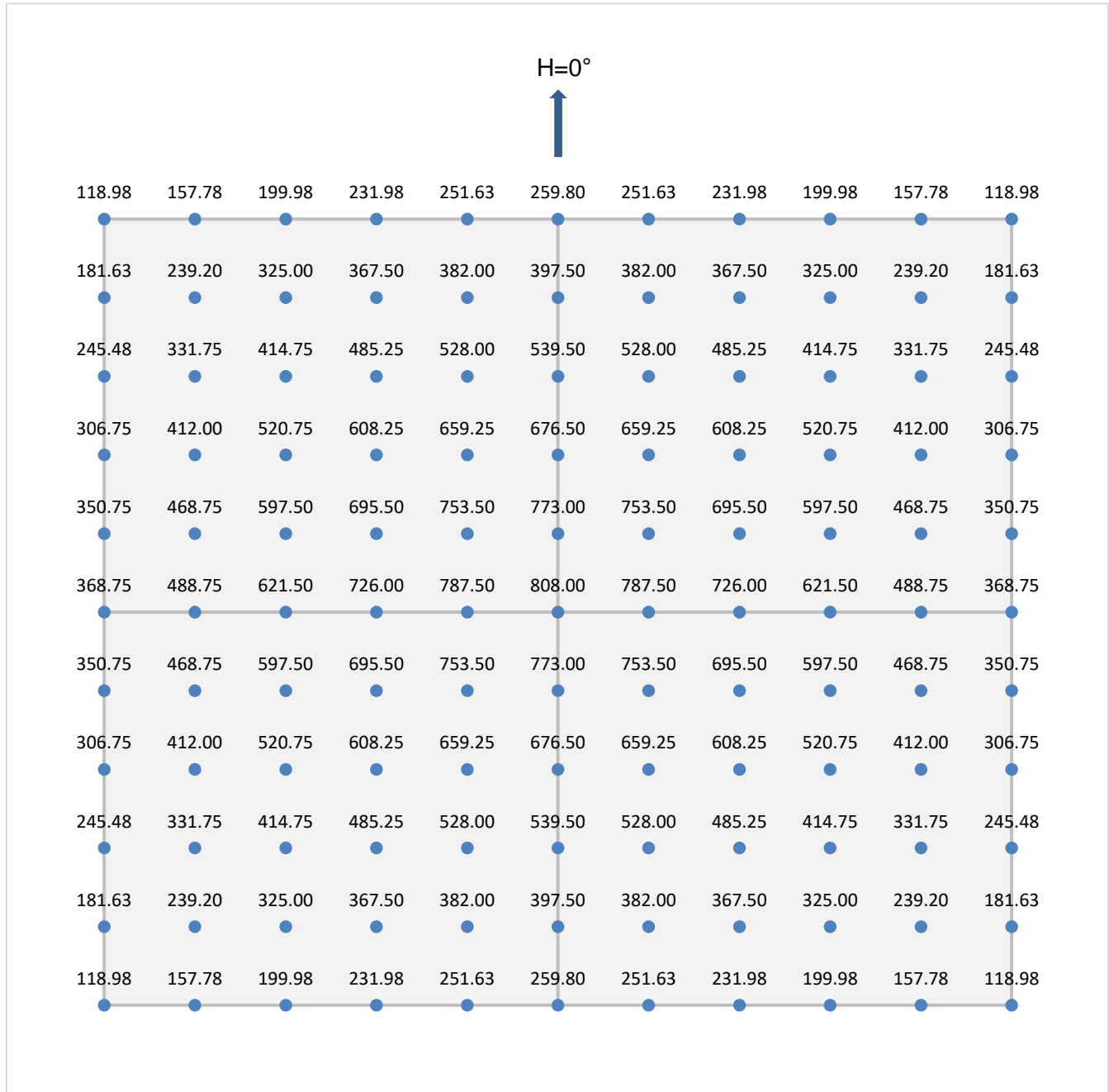
PPFD Measurement Result at 18" Height - 6 inch square Grid



PPFD Measurement Result at 24" Height - 6 inch square Grid



PPFD Measurement Result at 36" Height - 6 inch square Grid





8165 E Kaiser Blvd. Anaheim, CA 92808
www.lightlaboratory.com

Report No: L011901501G



Test Methods

Ambient temperature is set to 25°C and is measured from the center of the fixture, within 1ft from the outside of the fixture. Temperature is maintained at 25°C throughout the testing process and the sample is stabilized for at least 30mins and longer as necessary for the sample to achieve stabilization.

Electrical measurements are measured using the listed equipment.

Disclaimers:

This report must not be used by the customer to claim product certification, approval or endorsement by NVLAP, NIST or any agency of Federal Government.

Report Prepared by : Joseph Shin

Test Report Released by:

Joseph Shin
Engineering Manager

Test Report Reviewed by:

Steve Kang
Quality Assurance



8165 E Kaiser Blvd. Anaheim, CA 92808
www.lightlaboratory.com

Report No: L011901502G



Report No: L011901502G

Issue Date: 1/22/2019

Report Prepared For: Solis Tek Inc.
853 Sandhill Ave Carson CA 90746

Model Number: FLUENCE SPYDER C2i

Test: Photosynthetic Photon Flux Density (PPFD) values on 5' X 5' grid points

Standards Used: Appropriate part or all test guidelines were used for test performed:
ANSI C82.77:2002: Harmonic Emission Limits-Related Quality Requirements for Lighting Equipment

Description of Sample: Client submitted the sample. Received in working and undamaged condition. No modifications were necessary.

Special Test Condition:

1. Grid at mounting height 12", 18", 24" and 36".
2. Lamp centered ar center of Grid
3. PPFD measurement is an average of correspondig quadrants.

Sample Arrival Date: 1/9/19

Date of Tests: 1/16/19 - 1/21/19

Seasoning of Sample: No seasoning was performed.

Equipment List

Equipment Used	Model No	Stock No	Calibration Due Date
Chroma Programmable AC Source	61604	PS-AC02	--
Xitron Digital Power Meter	2801		
Fluke Digital Thermometer	52K/J	MT-TP05	1/10/21
LI-COR Handheld Meter	LI-250A		--
LI-COR Quantum Sensor	LI-190/R		7/31/20

General Information

Manufacturer:	Solis Tek Inc.
Model Number:	FLUENCE SPYDER C2i
Driver Model Number:	POWERLAND LED Controlgear PLD600-SMT-54-Z

Electrical Test Results

Input Voltage (VAC/60Hz):	239.98
Input Current (Amp):	2.5951
Input Power (W):	613.10
Input Power Factor:	0.9844
Current ATHD (%):	5.4%

Test Condition

Ambient Temperature (°C):	25.0
Stabilization Time (Hours):	1:00



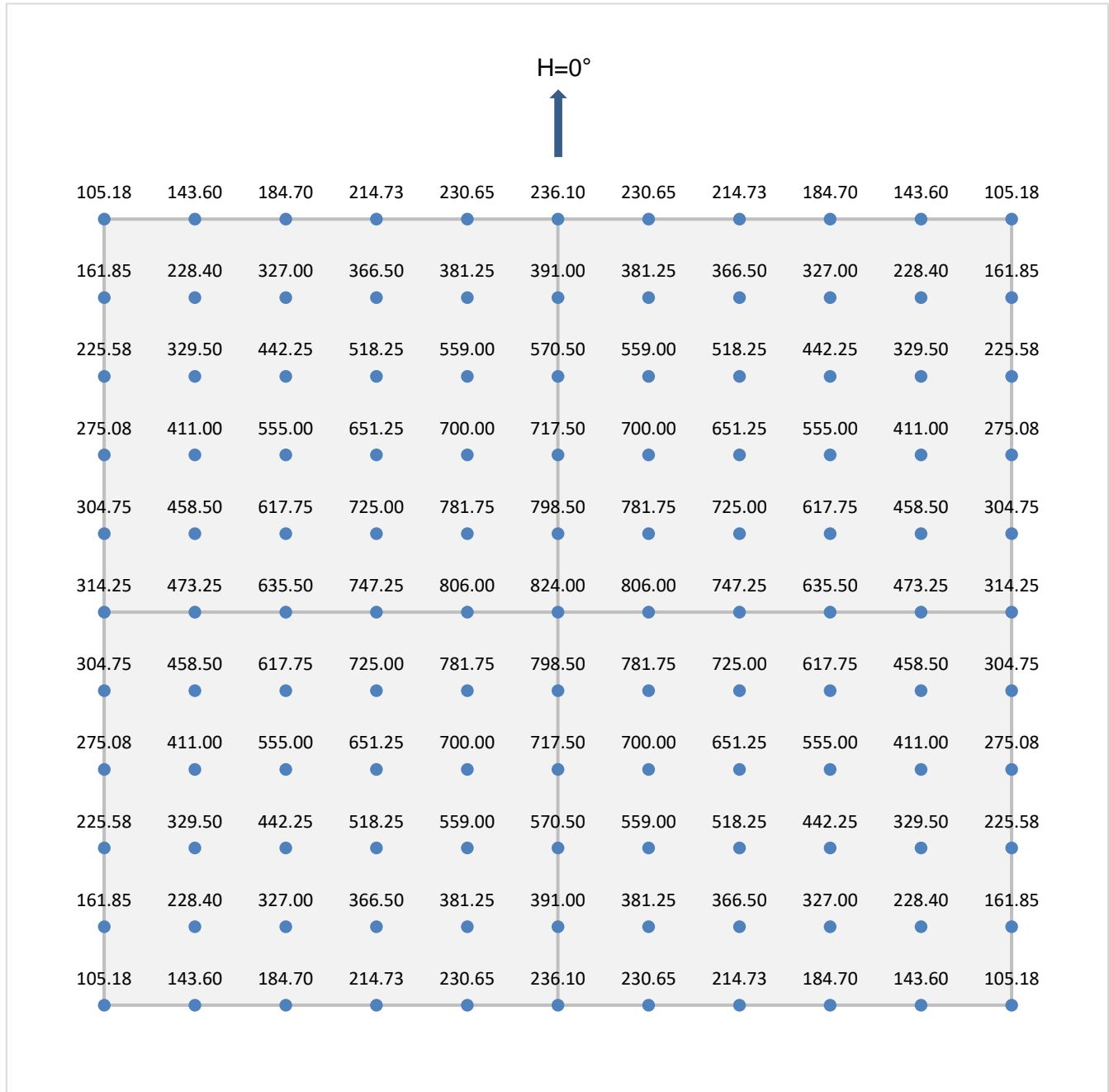


FIG. 1 LUMINAIRE

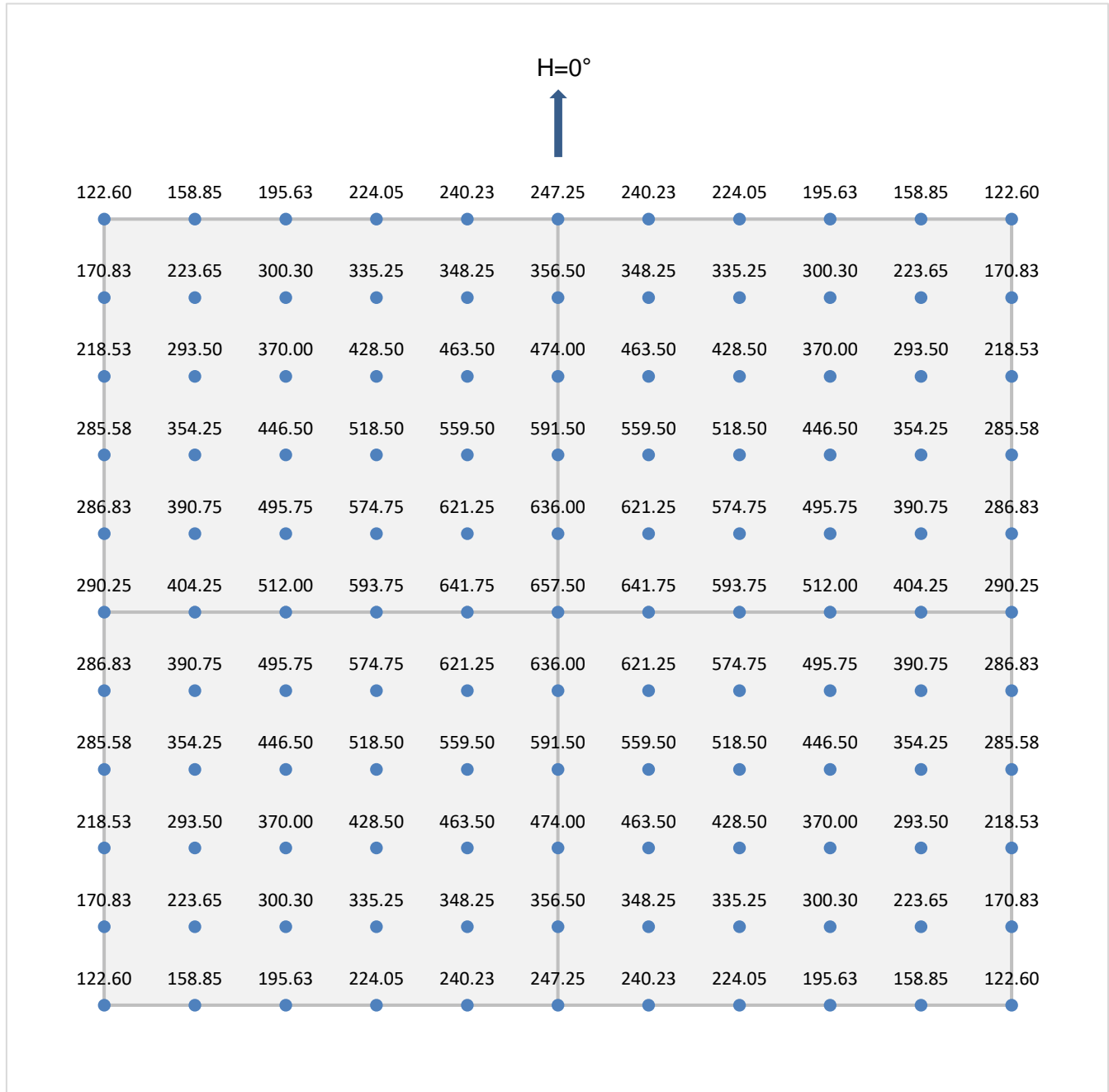
PPFD Measurement Result at 12" Height - 6 inch square Grid



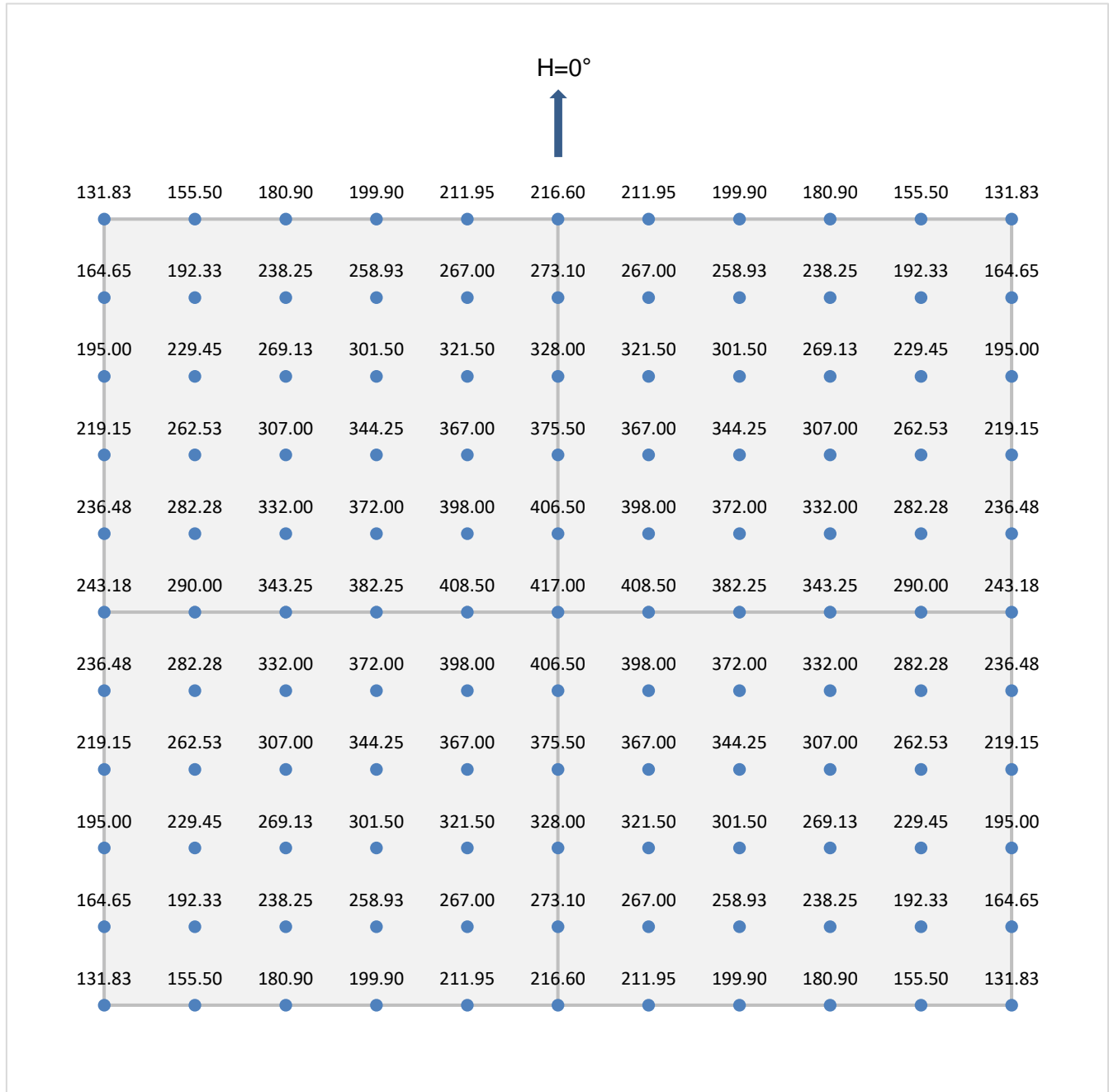
PPFD Measurement Result at 18" Height - 6 inch square Grid



PPFD Measurement Result at 24" Height - 6 inch square Grid



PPFD Measurement Result at 36" Height - 6 inch square Grid





8165 E Kaiser Blvd. Anaheim, CA 92808
www.lightlaboratory.com

Report No: L011901502G



Test Methods

Ambient temperature is set to 25°C and is measured from the center of the fixture, within 1ft from the outside of the fixture. Temperature is maintained at 25°C throughout the testing process and the sample is stabilized for at least 30mins and longer as necessary for the sample to achieve stabilization.

Electrical measurements are measured using the listed equipment.

Disclaimers:

This report must not be used by the customer to claim product certification, approval or endorsement by NVLAP, NIST or any agency of Federal Government.

Report Prepared by : Joseph Shin

Test Report Released by:

Joseph Shin
Engineering Manager

Test Report Reviewed by:

Steve Kang
Quality Assurance



8165 E Kaiser Blvd. Anaheim, CA 92808
www.lightlaboratory.com

Report No: L011901503G



Report No: L011901503G

Issue Date: 1/22/2019

Report Prepared For: Solis Tek Inc.
853 Sandhill Ave Carson CA 90746

Model Number: GAVITA 1650LED

Test: Photosynthetic Photon Flux Density (PPFD) values on 5' X 5' grid points

Standards Used: Appropriate part or all test guidelines were used for test performed:
ANSI C82.77:2002: Harmonic Emission Limits-Related Quality Requirements for Lighting Equipment

Description of Sample: Client submitted the sample. Received in working and undamaged condition. No modifications were necessary.

Special Test Condition:

1. Grid at mounting height 12", 18", 24" and 36".
2. Lamp centered ar center of Grid
3. PPFD measurement is an average of correspondig quadrants.

Sample Arrival Date: 1/9/19

Date of Tests: 1/15/19 - 1/21/19

Seasoning of Sample: No seasoning was performed.

Equipment List

Equipment Used	Model No	Stock No	Calibration Due Date
Chroma Programmable AC Source	61604	PS-AC02	--
Xitron Digital Power Meter	2801		
Fluke Digital Thermometer	52K/J	MT-TP05	1/10/21
LI-COR Handheld Meter	LI-250A		--
LI-COR Quantum Sensor	LI-190/R		7/31/20

General Information

Manufacturer:	Solis Tek Inc.
Model Number:	GAVITA 1650LED
Driver Model Number:	PHILIPS ADVANCE XI180C125V200BSF1 (4 DRIVERS)

Electrical Test Results

Input Voltage (VAC/60Hz):	240.02
Input Current (Amp):	2.6373
Input Power (W):	627.20
Input Power Factor:	0.9909
Current ATHD (%):	7.0%

Test Condition

Ambient Temperature (°C):	25.0
Stabilization Time (Hours):	1:00



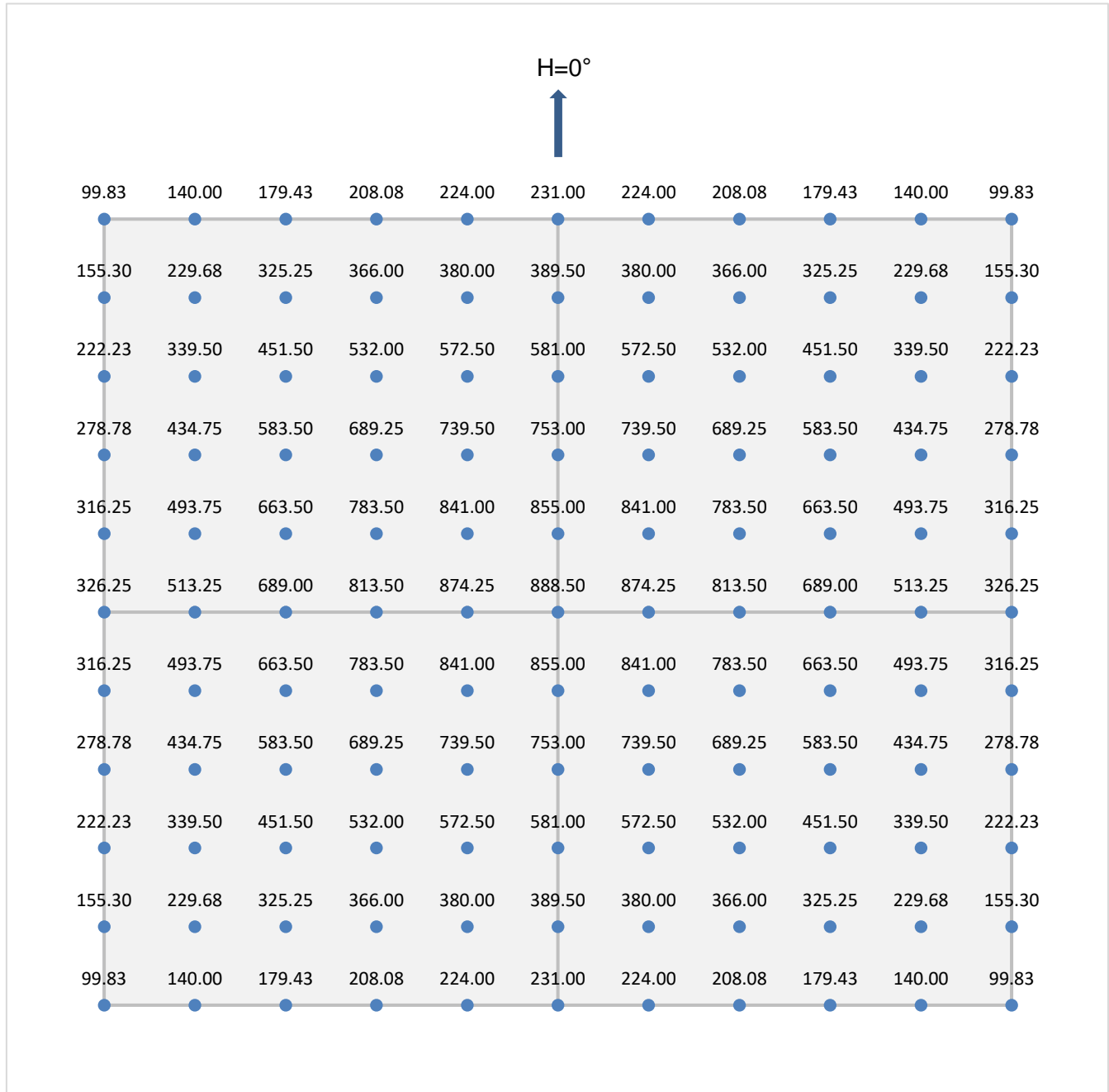


FIG. 1 LUMINAIRE

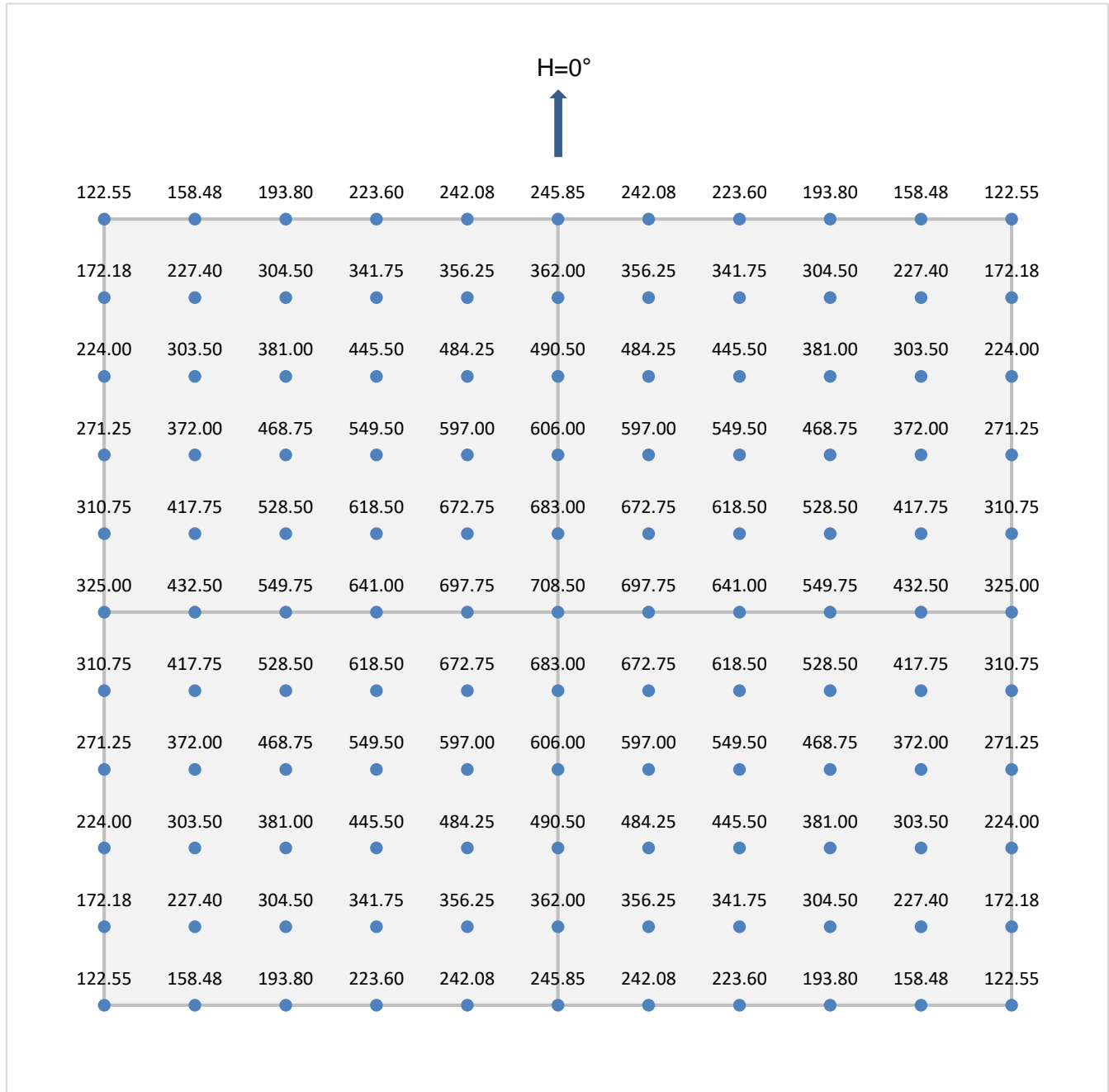
PPFD Measurement Result at 12" Height - 6 inch square Grid



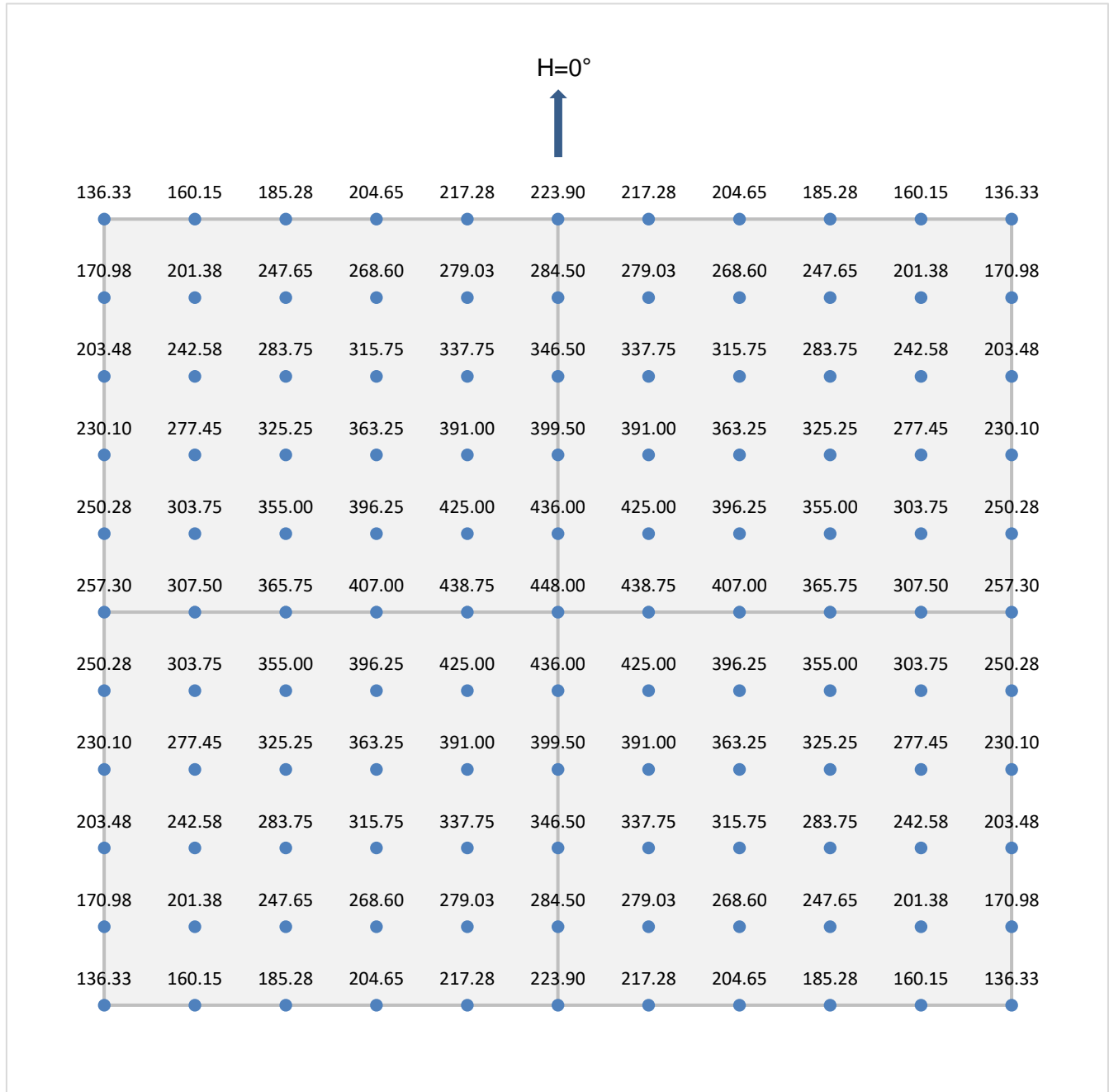
PPFD Measurement Result at 18" Height - 6 inch square Grid



PPFD Measurement Result at 24" Height - 6 inch square Grid



PPFD Measurement Result at 36" Height - 6 inch square Grid





8165 E Kaiser Blvd. Anaheim, CA 92808
www.lightlaboratory.com

Report No: L011901503G



Test Methods

Ambient temperature is set to 25°C and is measured from the center of the fixture, within 1ft from the outside of the fixture. Temperature is maintained at 25°C throughout the testing process and the sample is stabilized for at least 30mins and longer as necessary for the sample to achieve stabilization.

Electrical measurements are measured using the listed equipment.

Disclaimers:

This report must not be used by the customer to claim product certification, approval or endorsement by NVLAP, NIST or any agency of Federal Government.

Report Prepared by : Joseph Shin

Test Report Released by:

Joseph Shin
Engineering Manager

Test Report Reviewed by:

Steve Kang
Quality Assurance